



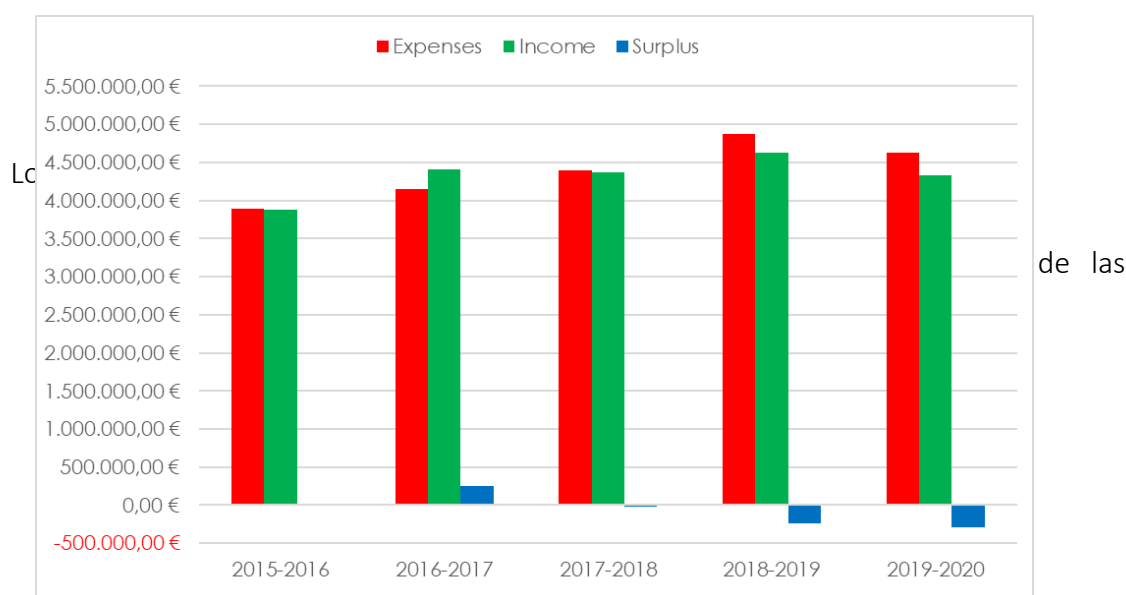
# ECONOMIC REPORT FOR THE 4<sup>TH</sup> ADVISORY COUNCIL ITAKA ESCOLAPIOS

## The network at a glance

- Supporting Piarist projects in 18 countries.
- €25,945,897.08 for projects and general teams.
- €2 million contributed by the Piarist demarcations.
- €2.2 million contributed by the fraternities.
- €1.4 million raised in solidarity campaigns.
- €1.6 million contributed by partners and collaborating entities.
- 80 Piarists working on network projects

## I. Itaka-Escolapios Foundation

In the first five years of the six-year period 2015-2021, the Itaka-Escolapios Foundation raised €21.6 million to support the shared Piarist mission in Spain and 17 other countries.

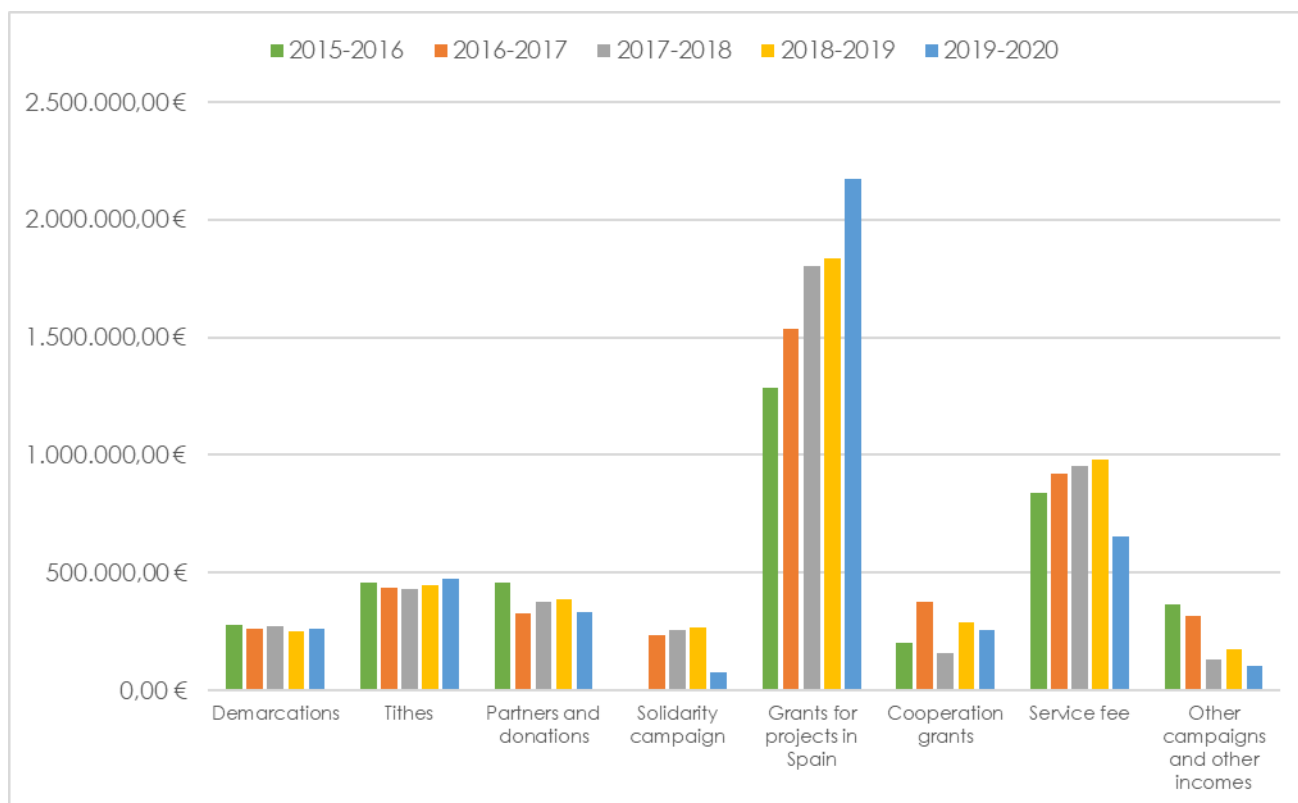


<sup>1</sup> The Itaka-Escolapios Foundation closes its fiscal year on August 31. This report presents data for fiscal years 2015-2016, 2016-2017, 2017-2018, 2018-2019, and 2019-2020. All annual accounts have been externally audited with a favorable result.

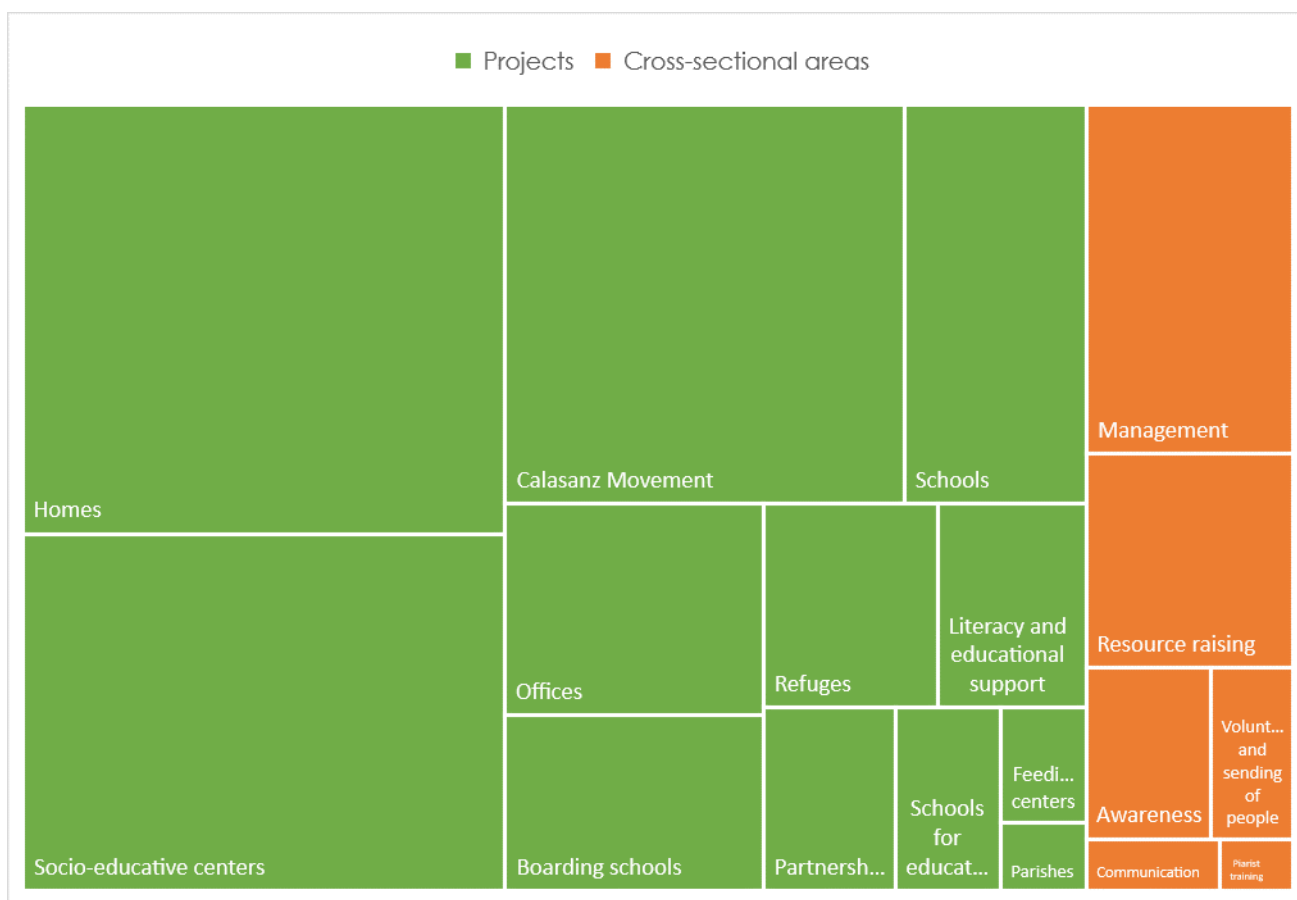
Income comes from:

- The founding entities: Piarist demarcations and the tithes of fraternities.
- Collaborating partners and other donations.
- Itaka-Escolapios solidarity campaign.
- Grants and agreements for projects in Spain.
- Grants for other countries.
- Fees for participation in the projects.
- Other income, including other collection campaigns different from the network's solidarity campaign.

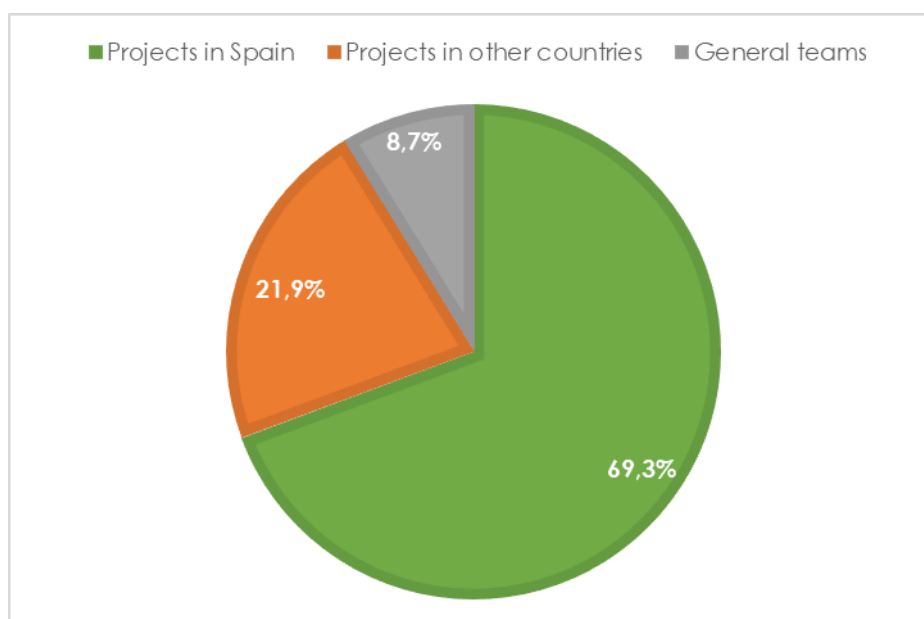
It should be clarified that only collections for the solidarity campaign are included as income from outside Spain. The rest of the income generated in other countries (grants, donations, etc.) is included in the network's accounts but does not form part of the Foundation's annual accounts.



In terms of expenses, resources have been used for the following projects:



Of the resources used, €15.2 million have been allocated to operating projects in Spain, i.e payment of salaries, rent and supplies, consumables, food, transportation, etc., depending on the requirements of each project. The €4.8 million contributed to support projects in other countries of the network are also noteworthy. The cost of the network's general team which serves all the demarcations is also supported with €1.9 million.



In addition, investments totaling €1.1 million have been made<sup>2</sup>, of which the present value (pending amortization) is €555,000. The ownership of real estate belongs to the provinces, leaving only the ownership of vehicles, computer equipment, and the furniture necessary for the development of the projects to Itaka-Escolapios. In addition, the organization has a single apartment, which was purchased thanks to a donation, and is used as an orphanage for one of the Itaka-Escolapios projects.

## II. Itaka-Escolapios network

In the Itaka-Escolapios network overall, €25.9 million has been allocated to support the shared Piarist mission in 18 countries in the period 2014-2019<sup>3</sup>.

Itaka-Escolapios network expense	2014-2015	2015-2016	2016-2017	2017-2018	2018-2019	Total six-year period
Bolivia	298.171,05 €	454.566,04 €	410.732,03 €	351.898,60 €	494.080,57 €	2.009.448,29 €
Brazil	470.123,71 €	476.845,76 €	496.239,67 €	371.262,42 €	251.226,25 €	2.065.697,82 €
Cameroon	870.925,50 €	682.239,70 €	624.406,12 €	531.903,32 €	592.872,65 €	3.302.347,29 €
Philippines	0,00 €	0,00 €	25.000,00 €	6.925,00 €	4.460,00 €	36.385,00 €
India	91.884,19 €	102.109,20 €	149.614,27 €	236.576,06 €	212.922,45 €	793.106,18 €
Nicaragua	24.421,60 €	7.525,00 €	7.350,00 €	6.807,54 €	6.416,60 €	52.520,74 €
Dominican Republic	80.364,52 €	59.683,46 €	73.053,39 €	74.439,83 €	58.698,33 €	346.239,53 €
Venezuela	16.046,89 €	30.710,37 €	42.875,79 €	7.413,76 €	42.579,76 €	139.626,57 €
Equatorial Guinea	863,30 €	4.126,28 €	3.011,27 €	1.573,31 €	2.744,08 €	12.318,24 €
Gabón	5.816,99 €	6.154,25 €	30.672,33 €	33.711,10 €	51.105,12 €	127.459,80 €
Indonesia	90.206,04 €	200.835,31 €	29.498,60 €	36.902,37 €	37.116,09 €	394.558,41 €
Mexico	0,00 €	0,00 €	20.010,41 €	31.672,99 €	22.266,23 €	73.949,63 €
Senegal	0,00 €	0,00 €	126.171,64 €	138.378,29 €	183.053,20 €	447.603,13 €
Ivory Coast	0,00 €	0,00 €	27.261,12 €	45.878,53 €	25.665,63 €	98.805,28 €
Democratic Republic of the Congo	8.000,00 €	0,00 €	0,00 €	27.677,14 €	129.895,70 €	165.572,84 €
Puerto Rico	0,00 €	0,00 €	0,00 €	5.200,00 €	0,00 €	5.200,00 €
Mozambique	0,00 €	0,00 €	0,00 €	0,00 €	33.116,25 €	33.116,25 €
Spain	1.891.205,25 €	2.327.088,49 €	2.720.654,85 €	3.053.952,11 €	3.135.992,84 €	13.128.893,54 €
<b>Countries</b>	<b>3.848.029,04 €</b>	<b>4.351.883,86 €</b>	<b>4.786.551,50 €</b>	<b>4.962.172,38 €</b>	<b>5.284.211,76 €</b>	<b>23.232.848,54 €</b>
General teams	491.480,64 €	485.489,12 €	516.031,51 €	569.834,45 €	650.212,82 €	2.713.048,54 €
<b>Total network</b>	<b>4.339.509,68 €</b>	<b>4.837.372,98 €</b>	<b>5.302.583,01 €</b>	<b>5.532.006,83 €</b>	<b>5.934.424,58 €</b>	<b>25.945.897,08 €</b>

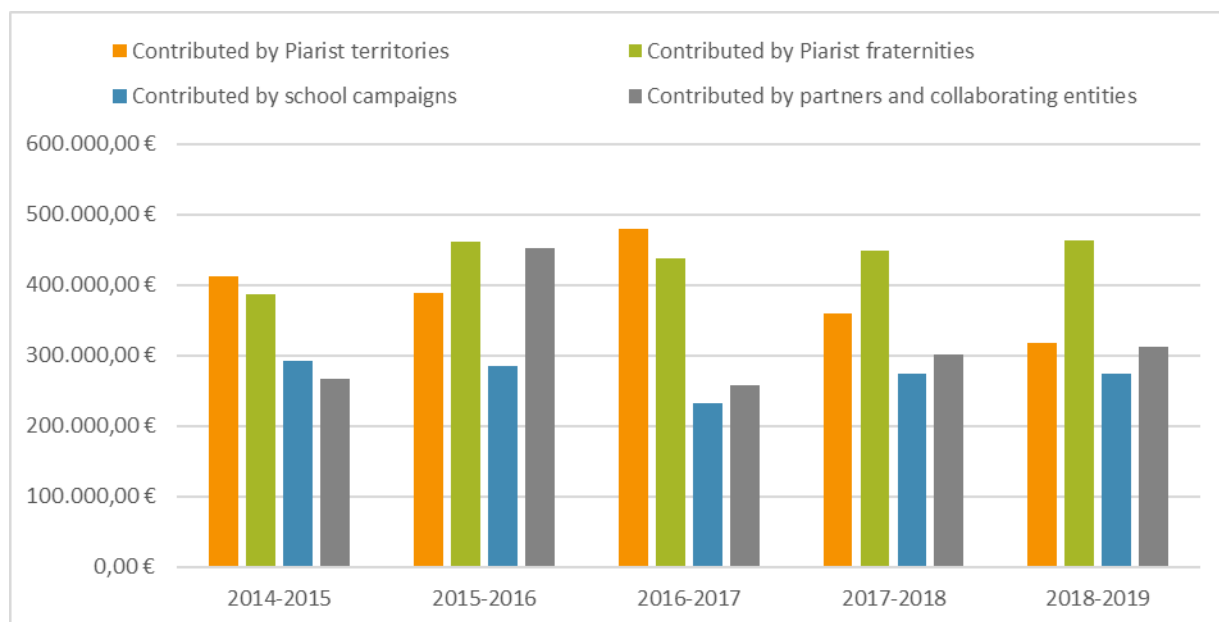
The network's income comes mainly from contributions from:

- Piarist demarcations
- Piarist fraternities
- Campaigns carried out in schools and other projects
- Partners and collaborating entities

<sup>2</sup> Since its formation in 2001.

<sup>3</sup> The network data are consolidated according to the accounting period of each demarcation. To present data for five fiscal years in this section of the report, data are presented for fiscal years 2014-2015, 2015-2016, 2016-2017, 2017-2018, and 2018-2019 or the corresponding calendar year in each case.

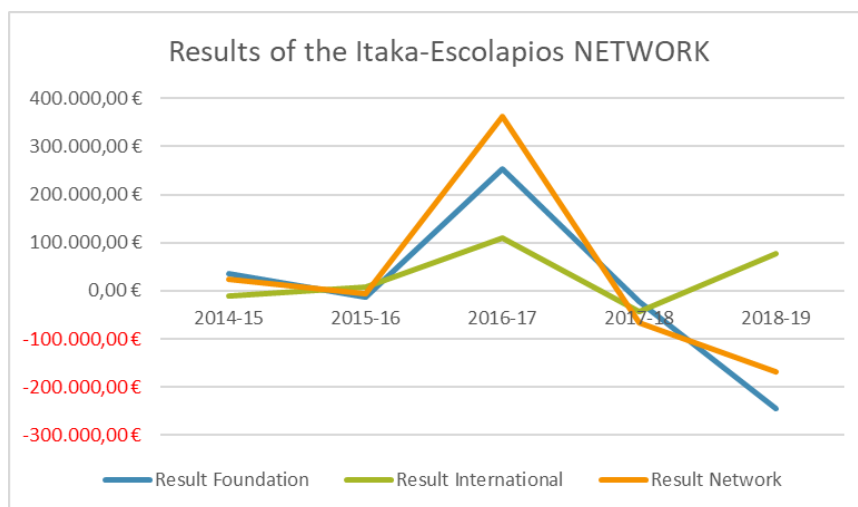
Itaka-Escolapios network income	2014-2015	2015-2016	2016-2017	2017-2018	2018-2019	Total six-year period
Contributed by Piarist territories	412.980,57 €	388.681,21 €	479.933,15 €	358.992,79 €	317.148,35 €	1.957.736,07 €
Contributed by Piarist fraternities	387.330,74 €	461.720,07 €	437.667,99 €	449.199,68 €	463.886,96 €	2.199.805,44 €
Contributed by school campaigns	293.067,49 €	285.783,28 €	233.184,50 €	275.081,15 €	274.603,51 €	1.361.719,93 €
Contributed by partners and collaborating entities	266.107,67 €	451.919,12 €	257.244,47 €	301.687,51 €	312.662,87 €	1.589.621,63 €



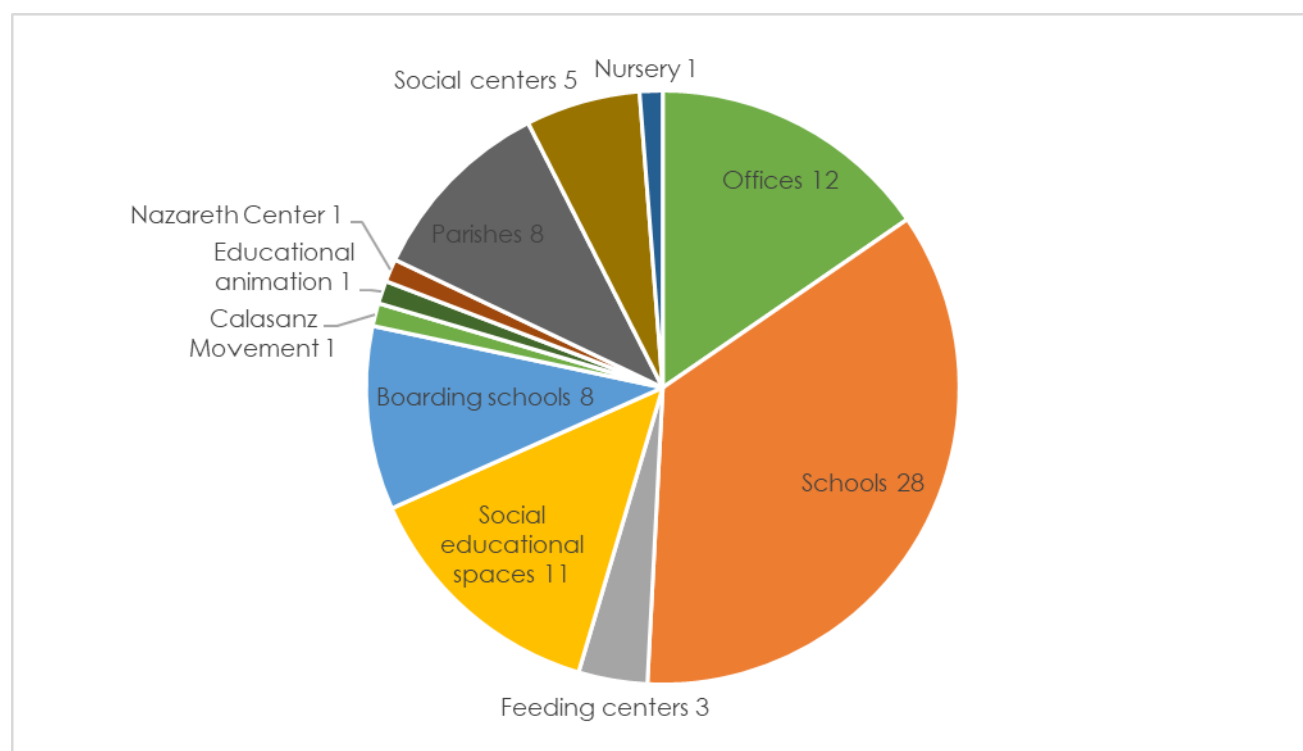
It is important to highlight the fact that in the last two fiscal years the contributions of the fraternities have exceeded those of the demarcations.

Considering the total incomes and expenses, the network has a surplus of €148,306.08 for the six-year period.

		2014-15	2015-16	2016-17	2017-18	2018-19	Total six-year period
Expenses	Foundation	3.442.377,89 €	3.892.086,88 €	4.149.128,22 €	4.395.672,09 €	4.874.722,00 €	20.753.987,08 €
	International	897.131,79 €	945.286,10 €	1.153.454,79 €	1.136.334,74 €	1.059.702,58 €	5.191.910,00 €
	Network	4.339.509,68 €	4.837.372,98 €	5.302.583,01 €	5.532.006,83 €	5.934.424,58 €	25.945.897,08 €
Income	Foundation	3.477.801,28 €	3.878.933,90 €	4.402.374,27 €	4.374.354,63 €	4.629.269,62 €	20.762.733,70 €
	International	885.545,58 €	953.158,68 €	1.262.884,08 €	1.092.214,93 €	1.137.666,19 €	5.331.469,46 €
	Network	4.363.346,86 €	4.832.092,58 €	5.665.258,35 €	5.466.569,56 €	5.766.935,81 €	26.094.203,16 €
Result	Foundation	35.423,39 €	-13.152,98 €	253.246,05 €	-21.317,46 €	-245.452,38 €	8.746,62 €
	International	-11.586,21 €	7.872,58 €	109.429,29 €	-44.119,81 €	77.963,61 €	139.559,46 €
	Network	23.837,18 €	-5.280,40 €	362.675,34 €	-65.437,27 €	-167.488,77 €	148.306,08 €



It should also be noted that the Itaka-Escolapios solidarity network supports the salary of 80 religious figures, whose main roles are shown in the following graph, in addition to a few people from the fraternity.



A list of the most significant 4extraordinary projects carried out with funds raised in part by Itaka-Escolapios is shown below.

<sup>4</sup> Construction, rehabilitation, and land or vehicle purchase projects, without mentioning here all the support for the ordinary operation of the projects.

### III. Appendix

---

- I. Annual accounts and audit reports Itaka-Escolapios Foundation 2015-2016.
- II. Annual accounts and audit reports Itaka-Escolapios Foundation 2016-2017.
- III. Annual accounts and audit reports Itaka-Escolapios Foundation 2017-2018.
- IV. Annual accounts and audit reports Itaka-Escolapios Foundation 2018-2019.
- V. Annual accounts and audit reports Itaka-Escolapios Foundation 2019-2020.
- VI. Reporting Itaka-Escolapios network since 2007-2008.
- VII. Annual report of the Pious Schools to the Order 2015-2016.
- VIII. Annual report of the Pious Schools to the Order 2016-2017.
- IX. Annual report of the Pious Schools to the Order 2017-2018.
- X. Annual report of the Pious Schools to the Order 2018-2019.
- XI. Annual report of the Pious Schools to the Order 2019-2020 (pending at the time of elaboration of this report).